

Long term UV tests on Ultracur3D® RG 1100

This document is intended to provide guidance for manufacturers regarding ageing of the 3D printed materials under Ultraviolet radiation or UV. BASF3D Printing Solutions GmbH has performed specific ageing tests for the material Ultracur3D® RG 1100. Indications on material changes that can occur during the ageing process were studied. It remains the responsibility of the device manufacturers and/or end-users to determine the suitability of all printed parts for their respective application.

Material

| |
|---------------------|
| Material |
| Ultracur3D® RG 1100 |

Norm

The Ageing tests were performed at BASF lab as per the ISO Norm ISO 4892-2:2013 Method A. The specimens were kept under UV light in the range of 300 – 400 nm and intensity of 60 W/cm². The parts were kept at 38°C with 50% relative humidity. The parts were kept inside the chamber for up to 1000 hours. This method refers to artificial weathering condition where water is sprayed on the specimens at regular intervals. In addition to the UV exposure, the parts were exposed to 18 minutes of water spray followed by 102 minutes of dry phase. The table below describes the testing conditions.

Table 1 Testing conditions for ISO 4892-2 method A

| Cycle No. | Exposure period | Irradiance | | Black standard temperature in °C | Chamber temperature in °C | Relative humidity in % |
|-----------|--------------------|--------------------------------------------------|----------------------------------------------|----------------------------------|---------------------------|------------------------|
| | | Broadband (300 nm to 400 nm) in W/m ² | Narrowband (340 nm) in W/(m ² nm) | | | |
| 1 | 102 min dry | 60 ± 2 | 0.51 ± 0.02 | 65 ± 3 | 38 ± 3 | 50 ± 10 |
| | 18 min water spray | 60 ± 2 | 0.51 ± 0.02 | - | - | - |

Test Specimens

25 tensile bars and 15 color cones were printed with the material and were kept under high intensity UV light for longer period. The parts were also exposed to periodic water sprays as described above. After the tensile bars were inside the UV oven for a stipulated time, the change in color as well as the mechanical properties like E modulus, Tensile strength and Elongation at break were measured. The tensile bars were used for mechanical testing and color cones were used to determine the color after Prolonged UV exposure.



Figure 1 Tensile bar




Figure 2 Color cone

Mechanical testing

When looking at the mechanical properties of the material, the elastic modulus remains stable, ultimate tensile strength and elongation at break reduce slowly after long exposure times.

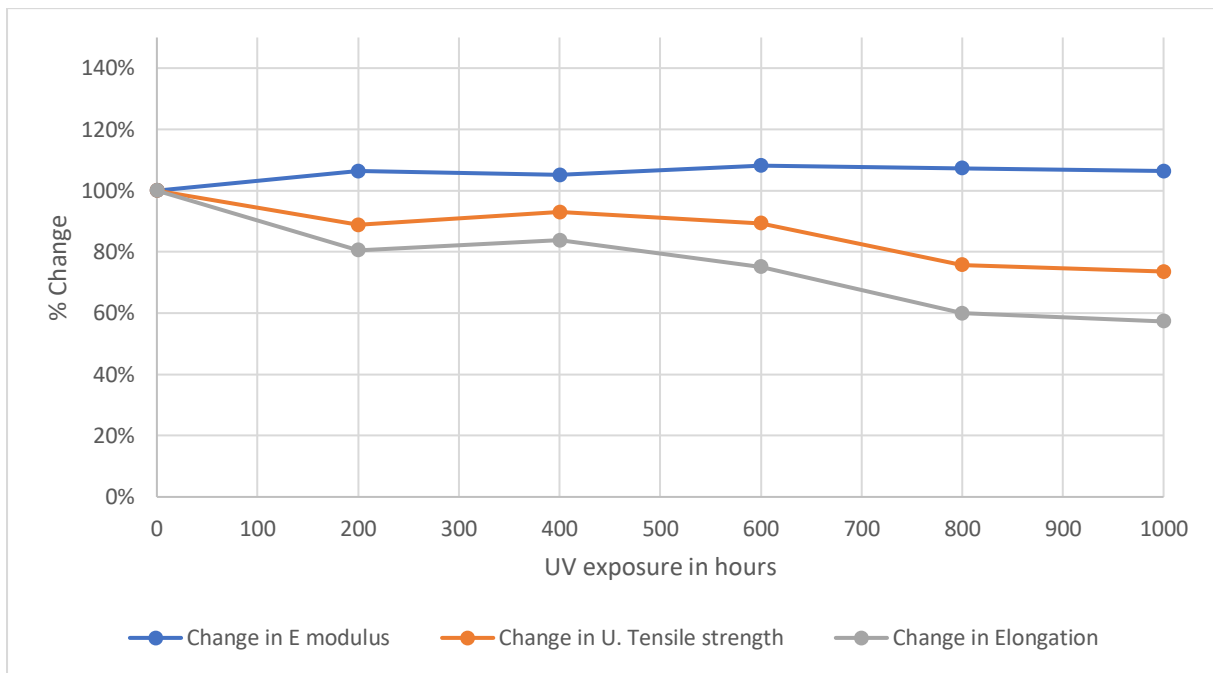


Figure 3 Change in mechanical properties over the course of 1000 hours of UV exposure

After around 1000 hours of long-term UV exposure, the final values can be seen in the table below:

Table 2 Mechanical properties before and after 1000 hours of UV exposure as per ISO 4892:2 method A


| Property | Before Long term UV exposure | After 1000 hours of UV exposure |
|---------------------------|------------------------------|---------------------------------|
| Elastic modulus | 2930 MPa | 3115 MPa |
| Ultimate tensile strength | 80 MPa | 59 MPa |
| Elongation at break | 4 % | 2 % |

Coloration


The material Ultracur3D® RG 1100 when printed and post cured shows a little bit of a yellow coloration. This yellowing increases slightly after long exposure times.



0 hours



400 hours



1000 hours

Figure 4 Effect of UV exposure on color of the specimens

Conclusion

The results of the performed tests on **Ultracur3D® RG 1100** can be summarized in the table below.

| Long term UV test behind the glass window | Ultracur3D® RG 1100 |
|-------------------------------------------|--------------------------------------------------------------------------------------------|
| Coloration | ☹️ The material gets a yellow shade |
| Mechanical properties | ☹️ Elongation at break reduces after prolonged exposure to UV radiation |
| | ☹️ The E modulus remains stable after prolonged exposure to UV radiation |
| | ☹️ The ultimate tensile strength reduces slightly after prolonged exposure to UV radiation |

The data contained in this publication are based on our current knowledge and experience. They do not constitute an agreed contractual quality of the product and, in view of the many factors that may affect processing and application of our products, do not relieve processors from carrying out their own investigations and tests. The agreed contractual quality of the product at the time of transfer of risk is based solely on the data in the specification data sheet. Any descriptions, drawings, photographs, data, proportions, weights, etc. given in this publication may change without prior information. The customer and/or user is responsible to consider and respect all hazard and safety issues according to the MSDS of Ultracur3D® RG 1100 and take, implement and/or install adequate measures and precautions to avoid any personal injuries, property damages and/or environmental pollution. Therefore, BASF3D Printing Solutions GmbH shall not be liable for any personal injury, property damages and/or environmental emissions arising out of or related to the testing, handling or usage, storage and possession of Ultracur3D® RG 1100. It is the sole responsibility of the recipient of our product to ensure that any proprietary rights and existing laws and legislation are observed (02/2020)

Version 1.0